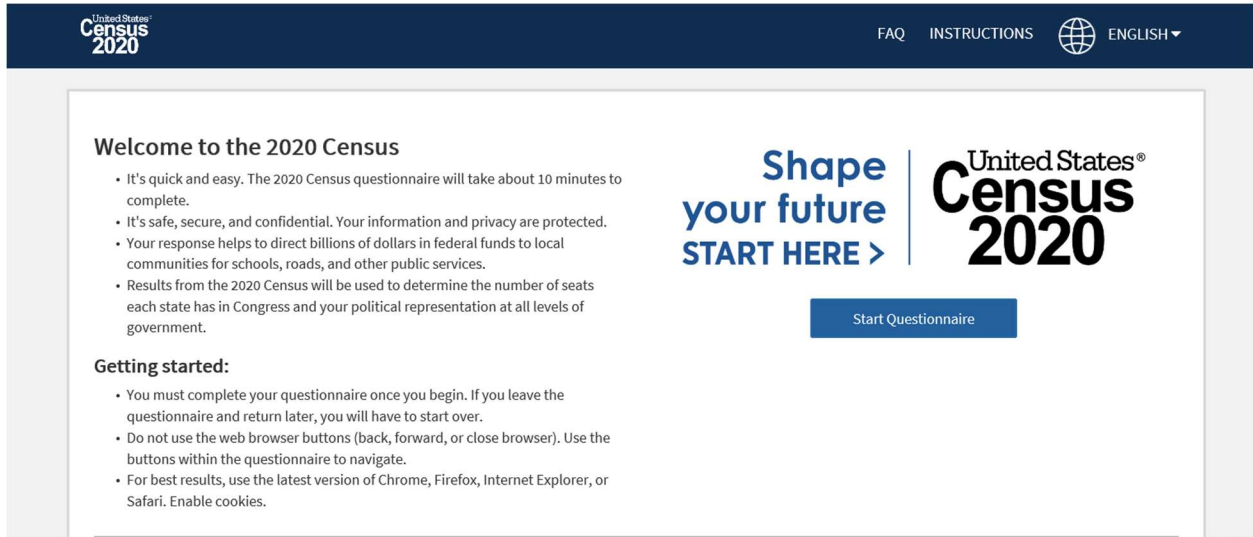


Guide for completing the 2020 Census online for people experiencing homelessness

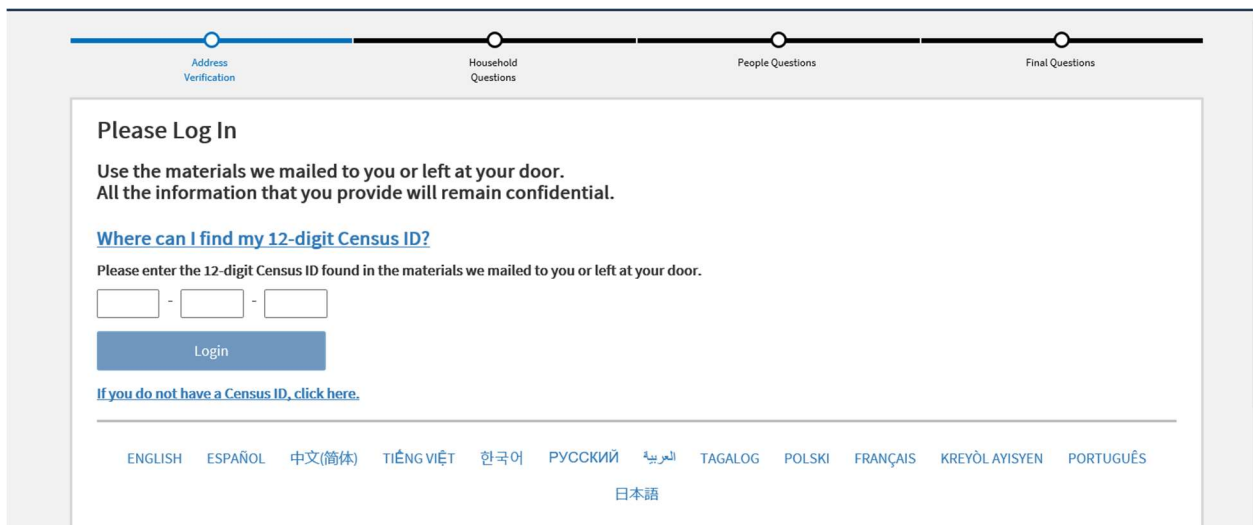
To Respond Online: Go to www.my2020census.gov

1. Click on the blue button that says “Start Questionnaire”



The screenshot shows the top navigation bar with the United States Census 2020 logo on the left and links for FAQ, INSTRUCTIONS, and ENGLISH on the right. The main content area is titled "Welcome to the 2020 Census" and includes a list of bullet points: "It's quick and easy. The 2020 Census questionnaire will take about 10 minutes to complete.", "It's safe, secure, and confidential. Your information and privacy are protected.", "Your response helps to direct billions of dollars in federal funds to local communities for schools, roads, and other public services.", and "Results from the 2020 Census will be used to determine the number of seats each state has in Congress and your political representation at all levels of government." Below this is a "Getting started:" section with instructions on how to complete the questionnaire. To the right, there is a large graphic with the text "Shape your future START HERE >" and the "United States Census 2020" logo, with a blue "Start Questionnaire" button below it.

2. If you are experiencing homelessness and did not receive an invitation letter nor have a Census ID, click on the option that says “If you do not have a Census ID, click here”. This is located under the “Login” button



The screenshot shows the login page with a progress bar at the top indicating four steps: Address Verification, Household Questions, People Questions, and Final Questions. The main heading is "Please Log In" followed by the instruction: "Use the materials we mailed to you or left at your door. All the information that you provide will remain confidential." Below this is a link: "Where can I find my 12-digit Census ID?". The instruction "Please enter the 12-digit Census ID found in the materials we mailed to you or left at your door." is followed by three input fields separated by dashes. A blue "Login" button is positioned below the input fields. Underneath the button is a link: "If you do not have a Census ID, click here." At the bottom of the page, there is a language selection menu with options: ENGLISH, ESPAÑOL, 中文(简体), TIẾNG VIỆT, 한국어, РУССКИЙ, العربية, TAGALOG, POLSKI, FRANÇAIS, KREYÒL AYISYEN, PORTUGUÊS, and 日本語.

- Please select where you will be experiencing homelessness. For example, A U.S. State or the District of Columbia

The screenshot shows the 'Address Verification' step of the 2020 Census. At the top, there is a progress bar with four stages: 'Address Verification' (highlighted), 'Household Questions', 'People Questions', and 'Final Questions'. The main content area contains the following text: 'In order to collect your address, we first need to know where you will be living on April 1, 2020. (Help) Please select where you will be living on April 1, 2020.' Below this, there are three radio button options: 'A U.S. state or the District of Columbia' (which is selected), 'Puerto Rico', and 'Somewhere else'. A blue 'Next >' button is located on the right side. At the bottom, there is a row of language options: ENGLISH, ESPAÑOL, 中文(简体), TIẾNG VIỆT, 한국어, РУССКИЙ, العربية, TAGALOG, POLSKI, FRANÇAIS, KREYÒL AYISYEN, and PORTUGUÊS. Below these is the Japanese language option 日本語.

- If you are experiencing homelessness and do not belong to a permanent address, check the box that says "I do not have a street address"

The screenshot shows the 'Address Verification' step of the 2020 Census. At the top, there is a progress bar with four stages: 'Address Verification' (highlighted), 'Household Questions', 'People Questions', and 'Final Questions'. The main content area contains the following text: 'Where will you be living on April 1, 2020? (Help) Please provide a complete street address for your residence. Provide the street address you would use to have a package delivered directly to your residence, not a rural route or P.O. Box address used for mailing purposes. A street address is the most helpful for processing your response.' Below this, there are three columns of input fields: 'Address Number' (with example 'Ex: 101'), 'Street Name' (with example 'Ex: N Main St'), and 'Apt/Unit' (with example 'Ex: Apt 23'). Below these are 'City', 'State' (a dropdown menu), and 'ZIP Code' fields. At the bottom left, there is a checked checkbox with the text 'I do not have a street address'. At the bottom right, there are two blue buttons: '< Previous' and 'Next >'. The progress bar at the top is identical to the previous screenshot.

5. Click **“No”** if you are experiencing homelessness and do not have a Rural Route address

The screenshot shows the 'United States Census 2020' interface. At the top, there are links for 'FAQ', 'INSTRUCTIONS', and 'ENGLISH'. Below this is a progress bar with four steps: 'Address Verification' (highlighted), 'Household Questions', 'People Questions', and 'Final Questions'. The main question is 'Do you have a Rural Route address? (Help)'. There are two radio button options: 'Yes' and 'No'. The 'No' option is selected. Below the options are 'Previous' and 'Next' buttons. At the bottom, there is a list of languages: ENGLISH, ESPAÑOL, 中文(简体), TIẾNG VIỆT, 한국어, РУССКИЙ, العربية, TAGALOG, POLSKI, FRANÇAIS, KREYÒL AYISYEN, and PORTUGUÊS, with 日本語 below them.

6. Click **“Yes”** if you will be experiencing homelessness on April 1, 2020

The screenshot shows the 'United States Census 2020' interface. At the top, there are links for 'FAQ', 'INSTRUCTIONS', and 'ENGLISH'. Below this is a progress bar with four steps: 'Address Verification', 'Household Questions' (highlighted), 'People Questions', and 'Final Questions'. The main question is 'Will you be experiencing homelessness on April 1, 2020? (Help)'. There are two radio button options: 'Yes' and 'No'. The 'Yes' option is selected. Below the options are 'Previous' and 'Next' buttons. At the bottom, there is a list of languages: ENGLISH, ESPAÑOL, 中文(简体), TIẾNG VIỆT, 한국어, РУССКИЙ, العربية, TAGALOG, POLSKI, FRANÇAIS, KREYÒL AYISYEN, and PORTUGUÊS, with 日本語 below them.

7. Provide the City, State, and Zip Code of where you will be experiencing homelessness. Also provide as much information as possible of the location you will be at on April 1, 2020.

Address Verification Household Questions People Questions Final Questions

Please provide a city and state, or ZIP Code where you will be living on April 1, 2020. [\(Help\)](#)

Also, describe the physical location in the space provided.

City State ZIP Code

Chicago Illinois 60629

Please provide as much information as possible.

For example:

- a location description such as "The apartment over the gas station" or "The brick house with the screened porch on the northeast corner of Farm Road and HC 46" or
- a name of a park, street intersection or shelter, if you will be experiencing homelessness on April 1, 2020, as well as the name of the city and state. For example: "Friendship Park in Anywhere, PA."

Example: Name of a park, street intersection, shelter, etc.

Previous Next

8. Review and submit your location

United States Census 2020

FAQ INSTRUCTIONS ENGLISH

Address Verification Household Questions People Questions Final Questions

Please review your address. [\(Help\)](#)

Here is the information you submitted using standard abbreviations and formatting.

If this is correct, select "Submit". If you would like to make changes, select "Revise".

CHICAGO, IL 60629

Revise Submit

ENGLISH ESPAÑOL 中文(简体) TIẾNG VIỆT 한국어 РУССКИЙ العربية TAGALOG POLSKI FRANÇAIS KREYÒL AYISYEN PORTUGUÊS

日本語

9. Enter your name and phone number

The screenshot shows the 'United States Census 2020' website. At the top, there is a dark blue header with the logo on the left and 'FAQ INSTRUCTIONS' and a globe icon with 'ENGLISH' on the right. Below the header is a progress bar with four steps: 'Address Verification' (highlighted in blue), 'Household Questions', 'People Questions', and 'Final Questions'. The main content area is titled 'What is your name and telephone number?' and includes a sub-header 'We will only contact you if needed for official Census Bureau business. (Help)'. There are three input fields for 'First Name' (containing 'John'), 'Middle Name' (empty), and 'Last Name(s)' (containing 'Doe'). Below these is a 'Telephone Number' section with three input fields: the first contains '111', the second contains '111', and the third contains '1111'. A blue 'Next >' button is positioned to the right of the phone number fields. At the bottom of the form, there is a horizontal line followed by a list of language options: ENGLISH, ESPAÑOL, 中文(简体), TIẾNG VIỆT, 한국어, РУССКИЙ, العربية, TAGALOG, POLSKI, FRANÇAIS, KREYÒL AYISYEN, PORTUGUÊS, and 日本語.

10. Press on the green button that says "Start"

The screenshot shows the 'United States Census 2020' website. At the top, there is a dark blue header with the logo on the left and 'FAQ INSTRUCTIONS' and a globe icon with 'ENGLISH' on the right. Below the header is a progress bar with four steps: 'Address Verification', 'Household Questions' (highlighted in blue), 'People Questions', and 'Final Questions'. The main content area is titled 'Household Questions' and includes a sub-header 'Next, you will be asked some questions about your household. Press START to begin.' To the right of this text is a green 'Start' button. Below this section is another section titled 'People Questions' with a group of three people icon. At the bottom of the form, there is a horizontal line followed by a list of language options: ENGLISH, ESPAÑOL, 中文(简体), TIẾNG VIỆT, 한국어, РУССКИЙ, العربية, TAGALOG, POLSKI, FRANÇAIS, KREYÒL AYISYEN, PORTUGUÊS, and 日本語.

11. Please indicate how many people including yourself will be staying at the location you previously described. Do not forget to include yourself

The screenshot shows the 'Household Questions' step of the 2020 Census. At the top, there is a progress bar with four stages: 'Address Verification', 'Household Questions' (highlighted in blue), 'People Questions', and 'Final Questions'. The main content area contains the question: 'Including yourself, how many people will be living or staying at CHICAGO, IL 60635 on April 1, 2020?'. Below the question is a link: 'For more information on who to include, click here.' A text input field labeled 'Number' is provided for the answer. A blue 'Next >' button is located at the bottom right of the question area. At the very bottom, there is a horizontal menu of language options: ENGLISH, ESPAÑOL, 中文(简体), TIẾNG VIỆT, 한국어, РУССКИЙ, العربية, TAGALOG, POLSKI, FRANÇAIS, KREYÒL AYISYEN, and PORTUGUÊS. The Japanese language option 日本語 is centered below the other languages.

12. Please check “Yes” or “No” to indicate if there will be additional people staying with you at the location you previously described

The screenshot shows the 'Household Questions' step of the 2020 Census, specifically the section for additional people. The progress bar at the top is identical to the previous screenshot. The main content area starts with the text: 'We do not want to miss any people who might be staying at CHICAGO, IL 60635 on April 1, 2020.' This is followed by 'For example:' and a bulleted list: 'Children, related or unrelated, such as newborn babies, grandchildren, or foster children', 'Relatives, such as adult children, nieces, nephews, cousins, or in-laws', 'Roommates or other nonrelatives', and 'People without a permanent place to live'. Below this is the text 'The names listed so far are:' followed by a checked checkbox and the name 'John Doe'. The question 'Will there be any ADDITIONAL people that you did not already list?' is followed by a link: 'For more information on who to include, click here.' Two radio buttons are provided: 'Yes' and 'No'. At the bottom right, there are two buttons: a grey '< Previous' button and a blue 'Next >' button.

13. Press on the green button that says "Start" and answer questions about yourself and anyone else you may have included on your form

United States
Census
2020

FAQ INSTRUCTIONS ENGLISH ▾

Address Verification Household Questions **People Questions** Final Questions

Household Questions

People Questions
Please continue answering the questions by selecting the start button for a person.

John Doe
Select **START** to begin answering the questions about this person. **Start**

[+ Add another person](#)

14. Please indicate your sex

United States
Census
2020

FAQ INSTRUCTIONS ENGLISH ▾

Address Verification Household Questions **People Questions** Final Questions

Home > Sex

What is John Doe's sex? (Help)

Male
 Female

< Previous **Next >**

ENGLISH ESPAÑOL 中文(简体) TIẾNG VIỆT 한국어 РУССКИЙ العربية TAGALOG POLSKI FRANÇAIS KREYÒL AYISYEN PORTUGUÊS

日本語

15. Please indicate your date of birth. Once you do that, the form will autopopulate your age

The screenshot shows the 'People Questions' section of the 2020 US Census form. At the top, there is a progress bar with four steps: 'Address Verification', 'Household Questions', 'People Questions' (which is highlighted in blue), and 'Final Questions'. The main content area has a breadcrumb trail: 'Home > Sex > Age'. The question is 'What is John Doe's date of birth?'. Below the question is a link: 'If you don't know the date of birth, click here.' There are three dropdown menus for 'Month', 'Day', and 'Year'. Below these is a text input field for 'Verify or enter correct age as of April 1, 2020. For babies less than 1 year old, do not enter the age in months. Enter 0 as the age.' with a label 'years'. At the bottom right, there are two buttons: 'Previous' and 'Next'.

16. Please indicate whether or not you are of Hispanic, Latino, or Spanish origin

The screenshot shows the 'People Questions' section of the 2020 US Census form. At the top, there is a progress bar with four steps: 'Address Verification', 'Household Questions', 'People Questions' (which is highlighted in blue), and 'Final Questions'. The main content area has a breadcrumb trail: 'Home > Sex > Age > Hispanic Origin'. The question is 'Is John Doe of Hispanic, Latino, or Spanish origin? (Help)'. There are five radio button options: 'No, not of Hispanic, Latino, or Spanish origin', 'Yes, Mexican, Mexican American, Chicano', 'Yes, Puerto Rican', 'Yes, Cuban', and 'Yes, another Hispanic, Latino, or Spanish origin'. Below the last option is a text input field with the instruction: 'Enter, for example, Salvadoran, Dominican, Colombian, Guatemalan, Spaniard, Ecuadorian, etc.' At the bottom right, there are two buttons: 'Previous' and 'Next'.

17. Please indicate your race. You may select one or more boxes and enter origin

Home > Sex > Age > Hispanic Origin > Race

What is John Doe's race? (Help)

Select one or more boxes **AND** enter origins. For this census, Hispanic origins are not races.

White
Enter, for example, German, Irish, English, Italian, Lebanese, Egyptian, etc.

Black or African American
Enter, for example, African American, Jamaican, Haitian, Nigerian, Ethiopian, Somali, etc.

American Indian or Alaska Native
Enter name of enrolled or principal tribe(s), for example, Navajo Nation, Blackfeet Tribe, Mayan, Aztec, Native Village of Barrow Inupiat Traditional Government, Nome Eskimo Community, etc.

Chinese

Filipino

Asian Indian

Vietnamese


Korean


Japanese


Other Asian
Enter, for example, Pakistani, Cambodian, Hmong, etc.

18. Press on the green button that says "Start" and answer final questions


Address Verification Household Questions People Questions **Final Questions**

 **Household Questions**

 **People Questions**

 **John Doe**
John Doe's questions have been completed. To change or view your answers, select **Edit**

[+ Add another person](#)

 **Final Question(s)** **Start**

ENGLISH ESPAÑOL 中文(简体) TIẾNG VIỆT 한국어 РУССКИЙ العربية TAGALOG POLSKI FRANÇAIS KREYÒL AYISYEN PORTUGUÊS 日本語

19. Please indicate whether or not you live or stay somewhere else other than the location you previously indicated

The screenshot shows a progress bar at the top with four stages: Address Verification, Household Questions, People Questions, and Final Questions. The 'Final Questions' stage is highlighted in blue. Below the progress bar, the question asks: "Does John Doe usually live or stay somewhere else, other than CHICAGO, IL 60635? (Help)". Below the question, it says "Select all that apply." and lists ten options with checkboxes: No; Yes, with a parent, grandparent, or other person; Yes, while attending college; Yes, for a military assignment; Yes, to be closer to a job or business; Yes, in a nursing home or group home; Yes, in a jail or prison; Yes, at a seasonal or second residence; Yes, for another reason. At the bottom right, there are two buttons: "Previous" (grey) and "Next" (blue).

20. Press on the blue button that says "Submit Questionnaire". That will take you to your confirmation page which can be saved or printed

The screenshot shows the top navigation bar with the "2020 Census" logo, "FAQ", "INSTRUCTIONS", and a globe icon for "ENGLISH". Below the progress bar, the text reads: "You are almost finished and are now ready to send your responses. Once your questionnaire is submitted, you will not be able to access your information or change any of your responses. After you submit your responses and are shown the confirmation page, you may close the web browser." Below this, it says: "You must select SUBMIT to complete your questionnaire. Would you like to send your responses now?". There are two buttons: "Edit Questionnaire" (grey) and "Submit Questionnaire" (blue). At the bottom, there is a language selection menu with options: ENGLISH, ESPAÑOL, 中文(简体), TIẾNG VIỆT, 한국어, РУССКИЙ, العربية, TAGALOG, POLSKI, FRANÇAIS, KREYÒL AYISYEN, PORTUGUÊS, and 日本語.

You Are Done!