

2017 ESTIMATE OF HOMELESS PEOPLE IN CHICAGO



Chicago Coalition for the Homeless (CCH) provides an annual estimate of the homeless population in Chicago throughout the course of the year. CCH uses a definition of homelessness which incorporates all those considered homeless under the U.S. Department of Housing and Urban Development's (HUD) definition, and also incorporates portions of the U.S. Department of Education (DOE) McKinney-Vento definition of homelessness. The DOE definition includes people who are living "doubled-up," which means staying with others due to loss of housing or economic hardship. CCH includes doubled-up households in our definition because that is the way that most people, particularly families and youth, experience homelessness.

The methodology uses the U.S. Census Bureau's American Community Survey data to estimate the number of doubled-up individuals in Chicago and data from the city's Homeless Management Information System (HMIS) to count those served in the homeless service system. In 2017, the methodology was changed to include in the doubled-up count all families with children headed by 18-24 year olds living with their own parents. In the past this group was only included if they were living in overcrowded situations, but an examination of data from the shelters found that this group of young parents was very underrepresented. The majority of the increase in the count this year (4,216 people) comes from this change in methodology. The increase not due to the change in methodology was 1,724 people or 2%.

(See pages 3-4 for a more detailed explanation on the definition and methodology.)

SPOTLIGHT ON: EMPLOYMENT AND EDUCATIONAL ATTAINMENT FOR PEOPLE EXPERIENCING HOMELESSNESS

In 2018 in Chicago, a household must earn \$22.69 an hour or \$47,200 in order to comfortably afford a two-bedroom apartment. Because the housing wage in Chicago is so high compared to the current minimum wage of \$13 an hour, many homeless people work, but still can't afford their own housing. In fact, among those experiencing homelessness in Chicago in 2017, 13,929 or 21% of those over 18 are working. The data also shows that having a college degree or attending college does not insulate people from experiencing homelessness. In the doubled-up population over 18 in 2017, 10,545 (20%) had attended some college and 7,820 (15%) had attained an Associate's or Bachelor's degree. The number having some attended college equals 28% of the total homeless count over 18 in 2017.



DERRICK LYONS



With an associate degree from Malcolm X College, a recent semester at Chicago State University, and certificates in culinary and kitchen sanitation, Derrick Lyons finally found the job opportunity he'd trained for.

Derrick, 57, landed a job as a kitchen facilitator at The Hatchery, a West Side business incubator run by Accion Chicago. Derrick is optimistic that he can soon overcome his reentry barriers, afford an apartment, and return to Chicago State.

Derrick became homeless when fire destroyed his sister's house in July 2013. He lived in parks, abandoned buildings, rode the El at night, and sometimes doubled-up with friends.

"People will let you stay with them maybe three months, then they ask you to leave," said Derrick, who struggled to fight a growing depression.

"What really stopped me is I took a big look at my life. I started going to church and then I joined CCH, where there are people fighting to end homelessness. That kind of encouraged me, until I started working again."

Derrick enrolled at Chicago State last fall, earning a 3.0 GPA in health administration. A temp service placed him in a factory job last November. By April, he moved into the men's shelter at Breakthrough Urban Ministries and landed work at The Hatchery.

D'JUANA MINOTT



D'Juana Minott sees that people are surprised when she tells them she works full-time because her family lives in a South Side shelter.

But D'Juana, 29, and her children, ages 4 and 5, have endured a year of personal setbacks. She was assaulted during a carjacking that put her in the hospital for two weeks. About the same time, D'Juana was subletting a room from her aunt, when her aunt lost the house in foreclosure.

The family moved into a Calumet Park motel, another room sublet, and finally Amani House – each a long way from D'Juana's warehouse job of four years, located in suburban Melrose Park.

"I'd like to move closer to work," she said. "I have to get up at 4:50 in the morning, get ready and the kids to daycare two blocks away before 6 a.m., so I can get to work by 8 a.m. We're tired. Yesterday we went to sleep at 5 in the afternoon."

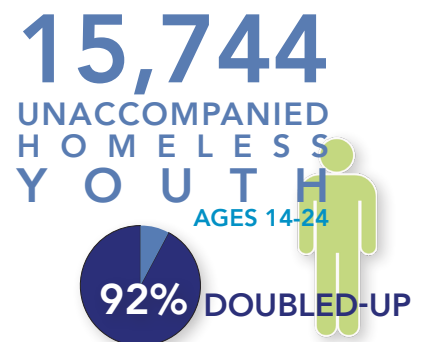
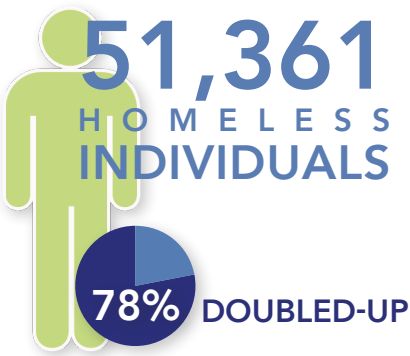
The shelter requires D'Juana to work days, so she dropped her overnight babysitter and quit the night shift. She secured subsidized childcare, but D'Juana's day-shift pay is hundreds of dollars less each week. She's unsure how she can save for a place of their own.

"My daughter tells me, 'Mommy, I'm so tired of being homeless.' It makes me feel hopeless," admitted D'Juana.

THE NUMBERS

The total unduplicated count of people homeless in Chicago throughout 2017 is 86,324. 81% of them were living doubled-up.

- ▶ According to data from the American Communities Survey, 70,171 people were living doubled up in Chicago in 2017. Of those, 56% were black, 26% white, 9% multi-racial, and 8% other. 28% identified as Latino.
- ▶ According to 2017 HMIS data, 22,478 people were served in the shelter system. Of those, 6,325 had been living doubled-up with family or friends at some point that year. 77% of shelter residents were black, 19% white, and 4% other. 10% reported being Hispanic/Latino.
- ▶ Of the 34,870 homeless people living in families with children, 86% (29,957) were doubled up.
- ▶ A total of 20,779 minor children were experiencing homelessness.
- ▶ Of the 13,625 homeless family households, 91% (12,333) were doubled-up.
- ▶ Of the 51,361 homeless individuals, 78% (40,214) were doubled-up.
- ▶ Unaccompanied homeless youth ages 14-24 totaled 15,744. Of those, 92% (14,469) were doubled-up.



DEFINITION

The definition of homelessness for the purposes of this estimate is as follows:

From the HUD definition

For purposes of this Act, the term “homeless” or “homeless individual” includes—

- (1) an individual who lacks a fixed, regular, and adequate nighttime residence; and
- (2) an individual who has a primary nighttime residence that is—
 - (A) a supervised publicly or privately operated shelter designed to provide temporary living accommodations (including welfare hotels, congregate shelters, and transitional housing for the mentally ill);
 - (B) an institution that provides a temporary residence for individuals intended to be institutionalized; or
 - (C) a public or private place not designed for, or ordinarily used as, a regular sleeping accommodation for human beings.

And

From the DOE definition

(Note: The Department of Education definition refers specifically to children and youth, but we modified the definition to apply to people of all ages. For the full definition, see: <http://nche.ed.gov/legis/mv-def.php>)

- (1) those who are sharing the housing of other persons due to loss of housing, economic hardship, or a similar reason; are living in motels, hotels, trailer parks, or camping grounds due to the lack of alternative adequate accommodations; are living in emergency or transitional shelters; or are abandoned in hospitals.

**“I HAVE A
BACHELOR’S
DEGREE
AND WORKED AS A
CASE MANAGER, BUT
I CAN’T FIND NEW
WORK.”**

-EDRIKA FULFORD, 58

METHODOLOGY

AMERICAN COMMUNITY SURVEY (ACS)

The American Community Survey (ACS) is a survey given nationally each year to households throughout the country by the U.S. Census Bureau in order to track changes in the U.S. landscape on a yearly basis between the years they do the full census. Of note, however, is that the ACS does not explicitly ask if members of the household are living there due to loss of housing or economic hardship. Therefore, our methodology was designed to determine who was most likely living in a doubled-up homeless situation. When the data was ambiguous, we erred on the side of not including someone as homeless. This resulted in a conservative estimate.

This analysis defines doubled-up as additional family members or non-relatives in a household who are not minor children, step-children, spouses or unmarried partners of the head of household and the household is at 125% or below of the federal poverty level.

We created a number of exclusions that we thought would not typically be viewed as a homeless situation:

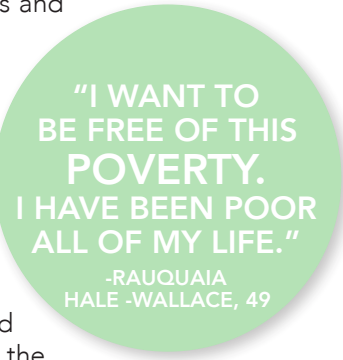
- Single adult children living with parents if they were under 25 or over 25 and not in an overcrowded living situation defined as 2 people or more per bedroom
- Relatives of the head of household who were over 65 who often live with family due to health reasons
- Grandchildren living with grandparents for whom the grandparent claims responsibility for basic needs
- Roommates, lodgers, and people in institutions or group lodgings

HOMELESS MANAGEMENT INFORMATION SYSTEM (HMIS)

A Homeless Management Information System (HMIS) is the information system that is federally mandated by the U.S. Department of Housing and Urban Development (HUD) and is locally-administered to record and analyze client, service, and housing data for individuals and families who are homeless or at risk of homelessness.

For the analysis, we requested an unduplicated count of people served in the homeless service system in the calendar year 2017. This included everyone served in all program types, with the exception of people who were exclusively served in Permanent Supportive Housing for the entire year. Those people would not be considered homeless at any time during that year. However, we did include people in programs with temporary rental subsidies. The HMIS data also included anyone living on the street who had been in contact with a service provider.

We also obtained data that showed whether any of the above households had lived with friends or family at any time during the calendar year that they were served in the shelter system.



UNDULICATED TOTALS

For the total figures for the analysis, we added the number of doubled-up individuals from the ACS analysis to the number served in the shelter system. We then subtracted anyone who had been sheltered but also had been living with friends and family at any time during the calendar year to avoid duplication. The data includes people living on the street who were in contact with service providers and therefore entered into HMIS. We did not attempt to estimate those living on the street or other places not meant for human habitation who had no contact with service providers. This estimate also does not include data on those living in institutions such as jails or mental institutions who were homeless prior to entering.